

John Hancock USA

All financial obligations under the group annuity contract are the sole obligation of John Hancock Life Insurance Company (U.S.A.).

- ▶ John Hancock is a unit of Manulife Financial Corporation, a leading international financial services provider that helps people make their decisions easier and lives better by providing financial advice, insurance, and wealth and asset management solutions. Manulife Financial Corporation trades as MFC on the TSX, NYSE, and PSE, and under 945 on the SEHK. Manulife can be found at manulife.com.
- ▶ One of the largest life insurers in the United States, John Hancock supports more than ten million Americans with a broad range of financial products, including life insurance and annuities. John Hancock also supports US investors by bringing leading investment capabilities and retirement planning and administration expertise to individuals and institutions. Additional information about John Hancock may be found at johnhancock.com.

John Hancock Life Insurance Company (U.S.A.)

- ▶ John Hancock is a unit of Manulife Financial Corporation, a leading Canadian-based financial services group serving millions of customers in 21 countries and territories worldwide. Operating as Manulife Financial in Canada and Asia, and primarily through John Hancock in the United States, the Company offers clients a diverse range of financial protection products and wealth management services through its extensive network of employees, agents and distribution partners.
- ▶ Manulife Financial Corporation trades as 'MFC' on the TSX, NYSE and PSE, and under '0945' on the SEHK. Manulife Financial can be found on the Internet at www.manulife.com. John Hancock may be found on the Internet at www.johnhancock.com.
- ▶ The John Hancock unit, through its insurance companies, comprises one of the largest life insurers in the United States. John Hancock offers a broad range of financial products and services, including whole life, term life, variable life, and universal life insurance, as well as college savings products, annuities, long-term care insurance, mutual funds and various forms of business insurance.

Allocating assets to only one or a small number of the investment options (other than the Target Date 'Lifecycle' or Target Risk 'Lifestyle' options) should not be considered a balanced investment program. In particular, allocating assets to a small number of options concentrated in particular business or market sectors will subject your account to increased risk and volatility. Examples of business or market sectors where this risk may be particularly high include: a) technology-related businesses, including Internet-related businesses, b) small-cap securities and c) foreign securities. John Hancock does not provide advice regarding appropriate investment allocations.

Risks Applicable to All Funds

Merger and Replacement Transition Risk for Sub-Account. It is possible that the Fund will be replaced with or merged into another investment option offered under your plan's group annuity contract. In the case of fund mergers and replacements, the affected funds that are being merged or replaced may implement the redemption of your interest by payment in cash or by distributing assets in kind. In either case, the redemption of your interest by the affected fund, as well as the investment of the redemption proceeds by the "new" fund, may result in transaction costs to the funds because the affected funds may find it necessary to sell securities and the "new" funds will find it necessary to invest the redemption proceeds. Also, the redemption and reinvestment processes, including any transition period that may be involved in completing such mergers and replacements, could be subject to market gains or losses, including those from currency exchange rates. The transaction costs and potential market gains or losses could have an impact on the value of your investment in the affected fund and in the "new" fund, and such market gains or losses could also have an impact on the value of any existing investment that you or other investors may have in the "new" fund. Although there can be no assurances that all risks can be eliminated, the portfolio manager(s) of the affected funds will use their best efforts to manage and minimize such risks and costs.

Risk Disclosures: Additional Risks

Issuer Risk. The risk that John Hancock will default on its obligations under the contract or that other events could render the contract invalid.

The fact that assets are exposed to credit risk of the insurance company.

If the insurer fails, the plan is left only with a claim against the issuer as a general creditor.

The risk that if the contract is terminated and, as a result, payments from the contract are subject to a negative MVA or are paid over an extended period of time, depending on the terms of the particular contract.


John Hancock Credit Risk. The guarantee of principal and interest is backed up solely by the assets of John Hancock Life Insurance Company (U.S.A.) ("John Hancock"). If John Hancock were to fail, there is no certainty that the guarantee could be honored.

Private Fund Risk. The fund is not a mutual fund and is privately offered. Prospectuses are not required and prices are not available in local publications.

Sub-Account Details

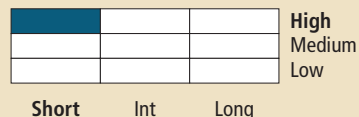
Risk/Return Category^{1A}

Conservative

Low  High

Asset Class/Investment Style^{5A}

Domestic Fixed Income



Expense Ratio (as of 3-31-25)^{****}

Expense Ratio^{****} n/a

Sub-Account Inception Date: July 24, 2020
Underlying fund Inception Date: July 24, 2020

¶See important notes.

Depending on the Funds selected or recommended by the plan fiduciaries (and whether or not any Funds are recommended or selected), John Hancock and its affiliates may receive additional compensation from the Funds, in the form of 12b-1 fees, transfer agent fees, investment management fees, or otherwise. If the John Hancock Stable Value Guaranteed Investment Fund ("SVGIF") is selected or if the Fund selected invests in the SVGIF, John Hancock may earn more from amounts invested in its general account via SVGIF than the interest amount it credits to SVGIF contract holders, depending on investment and market conditions affecting the general account, in which case this "spread" revenue is retained by John Hancock. The total revenue John Hancock and its affiliates receive from a fund advised or subadvised by John Hancock affiliates is higher than those advised or subadvised exclusively by unaffiliated entities.

****A fund's investment objectives, risks, charges, and expenses should be considered carefully before investing. The performance data presented represents past performance. Past performance is no guarantee of future results. The current crediting rate is guaranteed only until the next rate reset date; crediting rates in future periods may be higher or lower, but in no case less than 1%. Performance does not reflect any applicable contract-level or certain participant-level charges. These charges, if included, would otherwise reduce the total return for a participant's account. Performance information current to the most recent month-end is available on our website myplan.johnhancock.com.**

Unless your plan sponsor has elected the Market Value Recovery feature, there are no stated fees for investing in this fund. John Hancock is obligated to pay the guaranteed crediting rate for each rate period. In the event John Hancock is able to earn more than the crediting rate and the expense of operating the fund, John Hancock will keep that difference as its compensation. If John Hancock earns less than the crediting rate, John Hancock will pay the difference out of its own funds. Withdrawals or transfers initiated by participants will generally be paid at book value, except where they are the result of plan sponsor actions. Withdrawals that are the result of plan sponsor actions may be subject to a market value adjustment or paid out in 5 installments over 60 months.

The peer group is Ultrashort-Bond.^{p45}

Principal risks include: issuer; merger and replacement transition; john hancock credit and private fund. For more details, see Risk Disclosures section of this booklet.



John Hancock Stable Value Guaranteed Income Fund

26, 83, 142, 143, 166, 249

Investing solely in John Hancock Stable Value Guaranteed Income Fund

Managed by John Hancock Life Insurance Company (U.S.A.)

Fund Highlights

Investment Objective and Policies ▶ Seeks to provide steady and stable returns with liquidity and a guarantee of principal and interest

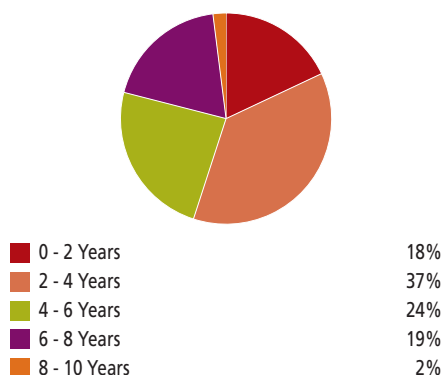
Why Consider this Fund

- ▶ You want a fund where the primary objective is the preservation of capital
- ▶ You want principal protection and steady returns regardless of the market environment
- ▶ You want the security of an account value guaranteed by John Hancock

Holdings, Weightings and Allocations of the underlying fund

Crediting Rate is set on January 1 and July 1 of each year. If the weighted value of certain indexes changes by more than 2%, John Hancock reserves the right to reset the crediting rate on October 1 or April 1. Crediting Rate is set in advance and is guaranteed by John Hancock Life Insurance Company (USA) and will not be less than 1%. Withdrawals for plan distributions, loans, hardship withdrawals, and transfers to other investments will be paid at full value. Withdrawals caused by the Plan sponsor may either be paid out immediately (subject to a market value adjustment) or at the full contract value over a period of five years. For further details regarding risk and other risks that may apply please refer to the John Hancock Stable Value Guaranteed Income Fund Product Guide.

Maturity Breakdown (as of 3-31-25)^α



Top Sector Weightings (as of 3-31-25)^α

Corporate Bonds	68.0%
US Treasuries	13.0%
Private Placements	10.0%
Mortgages and Loans	9.0%

Credit Quality (as of 3-31-25)^α

AAA	14.0%
AA	18.0%
A	31.0%
BBB	37.0%

Asset Allocation (as of 3-31-25)^α

Cash	6.0%
Fixed Income	94.0%

Financial Strength Rating (as of 3-31-25)^α

Contract Issuer	Portfolio %	A. M. Best Rating	Fitch Rating	Moody's Rating	S&P Rating
John Hancock Life Ins. Co (USA)	100%	A+	AA-	A1	AA-

Ratings are for John Hancock Life Insurance Company (U.S.A.) (John Hancock) and do not apply to any separate investment accounts or sub-accounts offered by John Hancock or its affiliates. For current ratings, please visit www.johnhancock.com/who-we-are.html and refer to the Fact Sheet.

Key Statistics (as of 3-31-25 unless noted)^α

- ▶ Effective Duration: 4.00 years
- ▶ Average Credit Quality^α: A
- ▶ Net Assets: \$2.5 billion
- ▶ Underlying fund expense ratios:
 - Gross* n/a%
 - Net* n/a%
- ▶ Market/Book Ratio: 101.65
- ▶ Net Crediting Rate to Participants: 2.50%
- ▶ Target Duration: 5 years

For the most up-to-date semiannual crediting rates, please call 800-395-1113.

¥ Important notes

Please call 800-395-1113 to obtain the Fund Sheet for the group annuity investment option sub-accounts and/or to obtain a prospectus (or Offering Memorandum/Trust Document) for the sub-accounts' underlying fund, that are available on request. The prospectuses (or Offering Memorandum/Trust Documents) for the sub-accounts' underlying funds contain complete details on investment objectives, risks, fees, charges and expenses as well as other information about the underlying funds which should be carefully considered before investing.

John Hancock conducts business in English.

Fees and expenses are only one of several factors that you should consider when making investment decisions. The cumulative effect of fees and expenses can substantially reduce the growth of your retirement account. You can visit the Employee Benefit Security Administration's Web site for an example demonstrating the long-term effect of fees and expenses.

Contributions under a group annuity contract issued by John Hancock Life Insurance Company (U.S.A.) (John Hancock USA) are allocated to investment options which: (a) invest solely in shares of an underlying mutual fund, collective trust, ETF, or other investment vehicle in which the sub-account invests; (b) invest in a combination of these; or (c) are Guaranteed Interest Accounts and which will be held in the John Hancock USA general account. For more information on a particular investment option, please refer to John Hancock USA's fund sheets, available through our web site myplan.johnhancock.com or your John Hancock USA representative.

Allocating assets to only one or a small number of the investment options (other than an asset allocation investment option such as a target date or target risk option) should not be considered a balanced investment program. In particular, allocating assets to a small number of investment options concentrated in particular business or market sectors could subject an account to increased risk and volatility.

* When contributions are allocated to funds under your employer's group annuity contract with John Hancock, they will be held in a sub-account (also referred to as "Fund"), which invests in shares of the specified underlying mutual fund, collective trust, ETF, or other investment vehicle in which the sub-account invests. The ticker symbols shown are for the underlying mutual fund, collective trusts, ETFs, or other investment vehicle in which the sub-account is invested. The ticker symbols do not directly apply to the John Hancock sub-account and therefore any public information accessed using these symbols will not reflect the unit value of the subaccount, nor will such information reflect sub-account, contract-level or participant-level charges under your plan's group annuity contract.

Information Concerning John Hancock's Short-Term Trading Policy

The group annuity contract is not designed for short-term trading. The effect of short-term trading may disrupt or be potentially disruptive to the management of the fund underlying an investment option and may thereby adversely impact the underlying fund's performance, either by impacting fund management practices or by increasing fund transaction costs. These impacts are absorbed by other fund investors, including retirement plan participants. For the protection of the participants, account changes are subject to the following short-term trading guidelines when exchanging investment options under your company's qualified retirement plan account with John Hancock. Requests may be cancelled if not within our guidelines.

Participants are allowed a **maximum of two exchanges per calendar month**. An **exchange** is defined as the full rebalance of a participant's account, or single or multiple fund-to-fund transfers that involve multiple investment options (also referred to as "inter-account transfers") on one day, and may be made online or with a client account representative.

Recognizing that there may be extreme market or other circumstances requiring a participant to make a further change, John Hancock will allow a participant to move **100% of their assets to a Money Market or Stable Value Fund (as available under the contract) after the exchange limit has been reached;**

no subsequent exchanges may be made for 30 days. Once the 30-day hold has expired, participants can trade again in accordance with the above guidelines.

The guidelines **do not** apply to regular allocations, loans, or withdrawals.

In addition, on an ongoing basis, participant account activity is reviewed for trading activity that, though within the monthly exchange limit, could be detrimental to an underlying fund and/or contrary to its exchange policies, as described in the fund's prospectus. As a result of this review, or if requested by a fund company, additional restrictions may be imposed on a participant's retirement account, including but not limited to:

- Applying redemption fees and/or trade restrictions as requested by the underlying fund manager. Such trade restrictions may be more restrictive than the above guidelines
- Restricting the number of exchanges made during a defined period
- Restricting the dollar amount of exchange
- Restricting the method used to submit exchanges (e.g., requiring exchange requests to be submitted in writing via U.S. mail)
- Restricting exchanges into and out of certain investment options

Participants can read about the short-term trading policy at myplan.johnhancock.com under the "modify your account - change account" feature. Redemption fees or market value adjustments associated with exchanges from particular investment options are described on applicable fund sheets, which are available online. For more information or to order prospectuses for the underlying investments, call 800-395-1113 and speak to a client account representative.

±Weightings - Applicable to only the Target Date (Lifecycle Portfolio) and Target Risk (Lifestyle Portfolios)

Each Target Risk/Target Date Portfolio has a target percentage allocation designed to meet the investment objectives of a corresponding investment orientation. Allocation percentages may vary or be adjusted due to market or economic conditions or other reasons as set out in the prospectus. Due to abnormal market conditions or redemption activity the fund may temporarily invest in cash and cash equivalents.

The underlying mutual fund, collective trust, ETF, or other investment vehicle in which the sub-account invests has the right to restrict trade activity without prior notice if a participant's trading is determined to be in excess of their exchange policy, as stated in an underlying fund's offering document.

⊖The information shown is based on the most recent available information for the underlying mutual fund, collective trust, ETF, or other investment vehicle in which the sub-account invests (collectively referred to as underlying fund) as of the date of printing and is subject to change. Listed holdings do not represent all of the holdings in the underlying fund.

⊖Average Credit Quality is from a Nationally Recognized Statistical Rating Organization (NRSRO).

1A. Your company's qualified retirement plan offers participants the opportunity to contribute to investment options available under a group annuity contract with John Hancock Life Insurance Company (U.S.A.) (John Hancock USA). These investment options may be sub-accounts (pooled funds) investing directly in underlying mutual fund, collective trusts, ETFs, or other investment vehicles, or they may be Guaranteed Interest Accounts.

The funds offered on the JH Signature platform are classified into five risk categories. The risk category in which a fund is placed is determined based on where the 10 year Standard Deviation (defined below) of the underlying fund's Morningstar Category falls on the following scale: if the 10 year Standard

¥ Important notes CONTINUED

Deviation of the underlying fund's Morningstar Category is 17.00 or higher, the Fund is classified as "Aggressive;" between 11.50 and 16.99 as "Growth;" between 7.00 and 11.49 as "Growth & Income;" between 2.50 and 6.99 as "Income;" and 2.49 and below as "Conservative." If a 10 year Standard Deviation is not available for a Morningstar Category, then the 5 year Standard Deviation of the underlying fund's Morningstar Category is used to determine the Fund's risk category. If a 5 year Standard Deviation is not available for a Morningstar Category, then the 3 year Standard Deviation of the underlying fund's Morningstar Category Index is used to determine the Fund's risk category. Standard Deviation is defined by Morningstar as a statistical measurement of dispersion about an average, which, for an underlying fund, depicts how widely the returns varied over a certain period of time.

The placement of each investment option's risk/return category is subject to change. This information is not intended as investment advice and there can be no assurance that any investment option will achieve its objectives or experience less volatility than another.

2A. Manager or Sub-Adviser refers to the manager of the underlying fund, or to the sub-adviser of the underlying John Hancock Trust, John Hancock Funds II, or John Hancock Funds III fund in which the sub-account invests. "Underlying fund" includes the underlying mutual fund, collective trust, ETF, or other investment vehicle in which a sub-account invests.

3A. Date sub-account or Guaranteed Interest Account first available under group annuity contract. The Signature Menu was introduced December 8, 2014. If the sub-account inception date is after December 8, 2014, then the Signature Menu introduction date is the same as the sub-account inception date.

4A. The performance data for a sub-account for any period prior to the sub-account Inception Date is hypothetical based on the performance of the underlying investment since inception of the underlying investment. All other performance data is actual (except as otherwise indicated). Returns for any period greater than one year are annualized. Performance data reflects changes in the prices of a sub-account's investments (including the shares of an underlying mutual fund, collective trust, or ETF), reinvestment of dividends and capital gains and deductions for the sub-account charges.

The performance data presented represents past performance. Past performance is no guarantee of future results and current performance may be lower or higher than the performance quoted. An investment in a sub-account will fluctuate in value to reflect the value of the sub-account's underlying fund and, when redeemed, may be worth more or less than original cost. Performance does not reflect any applicable contract-level or participant-level charges, fees for guaranteed benefits if elected by participant, or any redemption fees imposed by an underlying mutual fund, collective trust or ETF. These charges, if included, would otherwise reduce the total return for a participant's account. Performance current to the most recent month-end is available at myplan.johnhancock.com.

5A. Asset class/Investment style : Asset class refers to the broad category of investments the portfolio, or underlying fund, currently holds. Fixed income, or bond funds are often categorized by the duration and credit quality of the bonds held in the underlying fund. Equity, or stock underlying funds may be categorized by the size of the securities in which the fund invests (market capitalization). Investment style tells you whether the underlying fund invests in securities of companies that exhibit growth-style characteristics, such as above-average revenue and earnings growth, or in securities that exhibit value-style characteristics, such as shares considered to be underpriced in relation to fundamental measures such as revenues, earnings and assets.

****Expense Ratio (ER)

This material shows expenses for a specific unit class for investment options available under a John Hancock group annuity contract. The Expense Ratio ("ER") shown represents the total annual operating expenses for the investment options made available by John Hancock. It is made up of John Hancock's (i) "Revenue from Sub-account", and (ii) the expenses of the underlying fund (based on expense ratios reported in the most recent prospectuses available as of the date of

printing; "FER"). In the case where an underlying fund has either waived a portion of, or capped, its fees, the FER used to determine the ER of the sub-account that invests in the underlying fund is the net expense ratio of the underlying fund. "Underlying fund" or "fund" refers to the underlying mutual fund, collective trust, or exchanged traded fund ("ETF") in which the investment option invests. The FER is determined by the underlying fund and may be subject to fluctuation. Any change in the FER of an underlying fund will affect the Expense Ratio of the investment option which invests in the underlying fund. The ER applies daily at a rate equivalent to the annual rate shown, and may vary to reflect changes in the expenses of an underlying fund and other factors. For Expense Ratio information current as of the most recent quarter end, please refer to the monthly "Return and Fees" listing available from John Hancock upon request. For more information, please contact your financial representative.

** Performance of the Sub-account

The performance data for a sub-account for any period prior to the sub-account Inception Date is hypothetical based on the performance of the underlying portfolio.* The Signature Menu was introduced December 8, 2014. If the sub-account inception date is after December 8, 2014, then the Signature Menu introduction date is the same as the sub-account inception date. Returns for any period greater than one year are annualized. Performance data reflects changes in the prices of a sub-account's investments (including the shares of an underlying fund), reinvestment of dividends and capital gains and deductions for the Expense Ratio (ER). Performance does not reflect any applicable contract-level or certain participant-level charges, fees for guaranteed benefits if elected by participant under the group annuity contract or redemption fees imposed by the underlying portfolio. These charges, if included, would otherwise reduce the total return for a participant's account. All performance calculations shown have been prepared solely by John Hancock USA. The underlying fund company has not reviewed the sub-account's performance.

6A. Morningstar Category:

© 2025 Morningstar. All Rights Reserved. The information contained herein: (1) is proprietary to Morningstar and/or its content providers; (2) may not be copied or distributed; and (3) is not warranted to be accurate, complete or timely. Neither Morningstar nor its content providers are responsible for any damages or losses arising from any use of this information. Past performance is no guarantee of future results.

Morningstar assigns categories by placing funds into peer groups based on their underlying holdings. The underlying securities in each portfolio are the primary factor Morningstar uses as the investment objective and investment strategy stated in a fund's prospectus may not be sufficiently detailed for our proprietary classification methodology. Funds are placed in a category based on their portfolio statistics and compositions over the past three years. Analysis of performance and other indicative facts are also considered. If the fund is new and has no portfolio history, Morningstar estimates where it will fall before giving it a permanent category assignment. Categories may be changed based on recent changes to the portfolio.

***Morningstar Portfolio Ratings

All Morningstar data is © 2025 by Morningstar, Inc. All rights reserved. The information contained herein: (1) is proprietary to Morningstar and/or its content providers; (2) may not be copied or distributed; and (3) is not warranted to be accurate, complete or timely. Neither Morningstar nor its content providers are responsible for any damages or losses arising from any use of this information. For each underlying fund with at least a three-year history, Morningstar calculates a Morningstar Rating™ based on a Morningstar Risk-Adjusted Return measure that accounts for variation in the underlying fund's monthly performance (does not include the effects of sales charges, loads, and redemption fees), placing more emphasis on downward variations and rewarding consistent performance. Exchange traded funds and open-ended mutual funds are considered a single population for comparative purposes. Funds with scores in the top 10% of each category receive 5 stars (highest); the next 22.5%, 4 stars (above average); the next 35%, 3 stars (average); the next 22.5%, 2 stars (below average); and the bottom 10%, 1 star (lowest). Morningstar ratings are applicable to the underlying only and reflect historical risk-adjusted performance as of the most recent calendar

quarter-end. Although gathered from reliable sources, the information is not represented or warranted by Morningstar to be accurate, correct, complete or timely.

^AThe amounts displayed represent the gross and net expense ratios of the underlying fund in which the sub-account invests. Where the figures are different, the underlying fund has either waived a portion of, or capped its fees, and the result of such fee waiver or cap is reflected in the net expense ratio. The waiver or cap is subject to expiration, in which case the Expense Ratio and performance of the sub account may be impacted. Refer to the prospectus of the underlying fund for details.

When calculating the Expense Ratio of the sub-account, the net expense ratio of the underlying fund is used. Returns shown reflect the Expense Ratio of the sub-account.

26. Not available to defined benefit plans. Consult your John Hancock representative for details.

83. This investment option is deemed a "Competing" investment option with the John Hancock Stable Value Fund and may not be available. An investment in this portfolio is not insured or guaranteed by The Federal Deposit Insurance Corporation or any other government agency. Although the underlying portfolio seeks to preserve the value of an investment, it is possible to lose money by investing in this portfolio.

142. This investment option is deemed a 'Competing' investment option with the Reliance Trust New York Life Anchor Account and may not be available if the Reliance Trust New York Life Anchor Account is selected. For further details, please refer to the Offering Statement and Declaration of Trust. Contact your John Hancock representative if you wish to obtain a copy.

143. This investment option is deemed a 'Competing' investment option with the Federated Capital Preservation Fund and may not be available if the Federated Capital Preservation Fund is selected. For further details, please refer to the Offering Circular and Declaration of Trust. Contact your John Hancock representative if you wish to obtain a copy.

166. This investment option is deemed a 'Competing' investment option with the Reliance MetLife Stable Value Fund and may not be available if the Reliance MetLife Stable Value Fund is selected. For further details, please refer to the Offering Circular and Declaration of Trust. Contact your John Hancock representative if you wish to obtain a copy.

249. Depending on the Funds selected or recommended by the plan fiduciaries (and whether or not any Funds are recommended or selected), John Hancock and its affiliates may receive additional compensation from the Funds, in the form of 12b-1 fees, transfer agent fees, investment management fees, or otherwise. If the John Hancock Stable Value Guaranteed Investment Fund ('SVGIF') is selected or if the Fund selected invests in the SVGIF, John Hancock may earn more from amounts invested in its general account via SVGIF than the interest amount it credits to SVGIF contract holders, depending on investment and market conditions affecting the general account, in which case this 'spread' revenue is retained by John Hancock. The total revenue John Hancock and its affiliates receive from a fund advised or subadvised by John Hancock affiliates is higher than those advised or subadvised exclusively by unaffiliated entities.

Index Performance:

With respect to the Funds that display an index performance. Index performance shown is for a broad-based securities market index. Indexes are unmanaged and cannot be invested in directly. Index returns were prepared using Morningstar Direct. The performance of an Index does not include any portfolio or insurance-related charges. If these charges were reflected, performance would be lower. Past performance is not a guarantee of future results.

Peer Group Performance:

With respect to the Funds that display a Peer Group Performance. Source: Morningstar Direct for Mutual Funds, as of the most recent month end. Morningstar data is ©2025 by Morningstar, Inc. All rights reserved. Although

gathered from reliable sources, the information is not represented or warranted by Morningstar to be accurate, correct, complete or timely. Peer groups are unmanaged and cannot be invested in directly.

p45. Ultrashort Bond: Ultrashort bond portfolios invest primarily in investment-grade U.S. fixed-income issues and have durations of less than one year (or, if duration is unavailable, average effective maturities of less than one year). This category can include corporate or government ultrashort bond portfolios, but it excludes international, convertible, multisector, and high yield bond portfolios. Because of their focus on bonds with very short durations, these portfolios offer minimal interest-rate sensitivity and therefore low risk and total return potential. Morningstar calculates monthly breakpoints using the effective duration of the Morningstar Core Bond Index in determining duration assignment. Ultrashort is defined as 25% of the three-year average effective duration of the MCBI.

Key Statistics

⁵The Turnover Ratio shown is based on the most recent available financial statements for the underlying mutual fund, collective trust, ETF, or other investment vehicle in which the sub-account invests, as of the date of printing and is subject to change.

⁶Wrap Provider Exposure

S&P

Credit ratings of AA- or better are considered to be high credit quality; credit ratings of BBB- are good credit quality and the lowest category of investment grade; credit ratings BB+ and below are lower-rated securities ("junk bonds"); and credit ratings of CCC+ or below have high default risk. The credit quality breakdown does not give effect to the impact of any credit derivative investments made by the fund.

Moody's

The rating scale, running from a high of Aaa to a low of C, comprises 21 notches. It is divided into two sections, investment grade and speculative grade. The lowest investment-grade rating is Baa3. The highest speculative-grade rating is Ba1. Moody's appends numerical modifiers 1, 2, and 3 to each generic rating classification from Aa through Caa.

Financial Strength Rating⁷

A.M. Best Rating

AM Best's methodologies for rating is a comprehensive overview of the credit rating process, which consists of quantitative and qualitative evaluations of balance sheet strength, operating performance, business profile, and enterprise risk management.

Fitch Ratings

The terms "investment grade" and "speculative grade" have established themselves over time as shorthand to describe the categories 'AAA' to 'BBB' (investment grade) and 'BB' to 'D' (speculative grade). The terms investment grade and speculative grade are market conventions and do not imply any recommendation or endorsement of a specific security for investment purposes. Investment grade categories indicate relatively low to moderate credit risk, while ratings in the speculative categories either signal a higher level of credit risk or that a default has already occurred.

S&P

Credit ratings of AA- or better are considered to be high credit quality; credit ratings of BBB- are good credit quality and the lowest category of investment grade; credit ratings BB+ and below are lower-rated securities ("junk bonds"); and credit ratings of CCC+ or below have high default risk. The credit quality breakdown does not give effect to the impact of any credit derivative investments made by the fund.

Moody's

The rating scale, running from a high of Aaa to a low of C, comprises 21 notches. It is divided into two sections, investment grade and speculative grade. The lowest

¥ Important notes CONTINUED

investment-grade rating is Baa3. The highest speculative-grade rating is Ba1. Moody's appends numerical modifiers 1, 2, and 3 to each generic rating classification from Aa through Caa.

Fund availability subject to regulatory approval and may vary from state to state. The availability of products, funds and contract features may be subject to broker-dealer firm approval, state approval, broker licensing requirements, tax law requirements, or other contract-related requirements. From time to time, changes are made to funds, and the availability of these changes may be subject to state approvals or other compliance requirements. Please confirm with your local John Hancock Representative if you have any questions about product, fund or contract feature availability.

Manulife, Manulife Retirement, Stylized M Design, and Manulife Retirement & Stylized M Design are trademarks of The Manufacturers Life Insurance Company, and John Hancock and the Stylized John Hancock Design are trademarks of John Hancock Life Insurance Company (U.S.A.). Each are used by it and by its affiliates under license, including John Hancock Life Insurance Company of New York.

Group annuity contracts and recordkeeping agreements are issued by John Hancock Life Insurance Company (U.S.A.), Boston, MA (not licensed in New York). John Hancock Life Insurance Company (U.S.A.) makes available a platform of investment alternatives to sponsors or administrators of retirement plans without regard to the individualized needs of any plan. Unless otherwise specifically stated in writing, John Hancock Life Insurance Company (U.S.A.) does not, and is not undertaking to, provide impartial investment advice or give advice in a fiduciary capacity. Securities are offered through John Hancock Distributors LLC, member FINRA, SIPC.

NOT FDIC INSURED. MAY LOSE VALUE. NOT BANK GUARANTEED.

© 2025 Manulife John Hancock Retirement. All rights reserved.